

SUSTAINABILITY FUNDS



A Science-Based Approach to Sustainability Investing

Many people want to align their environmental views with their portfolio objectives. But can you support your values while maintaining sound investment principles and pursuing higher expected returns?

Dimensional's sustainability strategies offer a patented approach to applying environmental and other sustainability criteria within a robust investment framework. Drawing upon our close work with leading scientists and experience integrating research and data within investment processes, our sustainability strategies are designed to target measurable sustainability goals while seeking broad diversification, efficient cost management, and higher expected returns.

GLOBAL SOLUTIONS

Dimensional offers a comprehensive suite of sustainability solutions across global equity and fixed income markets. These strategies enable investors to customize their global allocation while consistently applying sustainability criteria across a total portfolio.

US Sustainability Core 1 Portfolio	DFSIX
US Sustainability Targeted Value Portfolio	DAABX
Intl Sustainability Core 1 Portfolio	DFSPX
EM Sustainability Core 1 Portfolio	DESIX
Global Sustainability Fixed Income Portfolio	DGSFX

SUSTAINABILITY CONSIDERATIONS¹

Our patented process incorporates research-informed sustainability criteria into each portfolio through security exclusions and/or weighting to emphasize companies with better sustainability profiles.

Emissions Variables ²	Other Environmental and Social Variables	
<ul style="list-style-type: none"> Greenhouse gas emissions intensity Potential emissions from reserves 	<ul style="list-style-type: none"> Land use and biodiversity Toxic spills and releases Operational waste Water management Coal Palm oil 	<ul style="list-style-type: none"> Factory farming Land mines and cluster munitions Tobacco Child labor Civilian firearms

Guided by Environmental Science

Dimensional works with leading climate scientists to understand current research, with an emphasis on the primary drivers of climate change—greenhouse gas (GHG) emissions and fossil fuel reserves that enable future emissions. Informed by a large body of research, our sustainability solutions are designed to address these and other variables.

Focused on Higher Expected Returns

Our strategies are designed to pursue sustainability goals while maintaining broad diversification and systematically emphasizing securities with higher

expected returns. We apply this approach across both equity and fixed income solutions. By understanding research and balancing tradeoffs, we can improve the environmental profile of the solutions while maintaining a focus on higher expected returns.

Targeting Measurable Sustainability Goals

Dimensional targets specific sustainability characteristics that investors can understand and compare to industry standards. We believe this approach enables more transparent reporting on investment and sustainability metrics relative to benchmarks.

REDUCED EMISSIONS EXPOSURE As of September 30, 2020

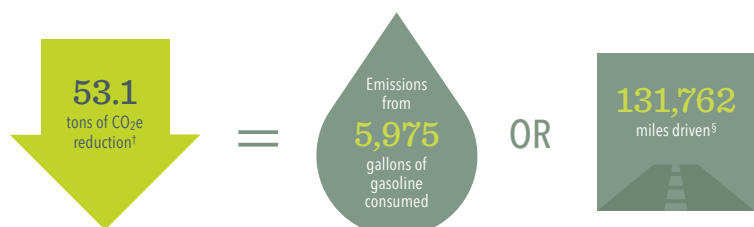
Dimensional's sustainability portfolios have achieved significant reductions in emissions exposure based on the collective emissions profiles of companies held in the portfolios. The reductions are measured by both GHG emissions intensity exposure in tons of carbon dioxide equivalent (CO₂e) per million of USD sales and potential emissions from reserves in megatons of CO₂e.

Dimensional Sustainability Portfolios vs. Benchmarks

Portfolio	Reduction in Exposure to GHG Emissions Intensity*	Reduction in Exposure to Potential Emissions from Reserves†	Benchmark Index ³
US Sustainability Core 1	78.6%	100%	Russell 3000
US Sustainability Targeted Value	73.9%	100%	Russell 2000 Value
International Sustainability Core 1	66.2%	100%	MSCI World ex USA
EM Sustainability Core 1	67.1%	100%	MSCI Emerging Markets
Global Sustainability Fixed Income	90.6%	100%	Bloomberg Barclays Global Aggregate Bond

Understanding Reduced Emissions Exposure²

A \$1 million (USD) investment in the US Sustainability Core 1 Portfolio is exposed to 53.1 fewer tons of CO₂e emissions per year than the same investment in the Russell 3000.‡



* In tons of CO₂e per million of USD sales

† In megatons of CO₂e

‡ Emissions exposure is based on the representative share of total emissions of the underlying holdings in the portfolio and index given a \$1 million (USD) investment.

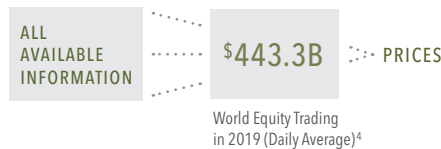
§ Miles driven in an average passenger car. Source: EPA.gov. See endnote 3 for further information.

Applying the Principles of Dimensional Investing

Decades of academic research inform Dimensional's investment philosophy and approach. Like all of our strategies, the sustainability strategies reflect core principles that define Dimensional's way of investing. These include:

Harnessing the Power of Market Prices

The market is an effective pricing machine. Millions of participants buy and sell securities in the world markets each day, and their collective knowledge helps set prices. Rather than trying to outguess market prices, Dimensional embraces market pricing and implements strategies to capture what the capital markets offer.



Targeting Higher Expected Returns

Expected returns depend on current market prices and expected future cash flows. Dimensional uses information in current prices and other data to pursue higher expected returns.

EQUITIES

- COMPANY SIZE
Market Capitalization
- RELATIVE PRICE⁶
Price/Book Equity
- PROFITABILITY⁷
Operating Profits/
Book Equity

FIXED INCOME

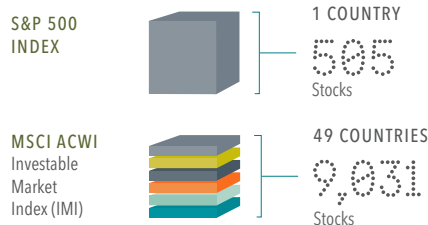
- TERM
Sensitivity to Interest Rates
- CREDIT
Credit Quality of Issuer
- CURRENCY
Currency of Issuance

Diversifying Broadly

Diversification involves spreading investments across many securities and asset groups to help manage overall risk in a fund. By diversifying broadly, Dimensional can structure a fund to pursue a more consistent outcome by increasing the investment universe and reducing risks not associated with higher expected returns.

HOME AND GLOBAL MARKET INDICES⁵

As of December 31, 2019



Focusing on Efficient Execution

Costs can detract from investment returns. Some costs, like expense ratios, are easily observed, while others, like trading costs, are more difficult to assess. Dimensional carefully manages these and other costs to help minimize their impact on investor returns.

COST MANAGEMENT



Indices are not available for direct investment. Their performance does not reflect the expenses associated with the management of an actual portfolio. Diversification does not eliminate the risk of market loss. There is no guarantee investment strategies will be successful. This information is for illustrative purposes only. See back page for additional exhibit information and important disclosures.

DIMENSIONAL AT A GLANCE⁸

1981

YEAR
FOUNDED

\$527B

ASSETS UNDER
MANAGEMENT

1,400+

EMPLOYEES IN 13
GLOBAL OFFICES

One

INVESTMENT
PHILOSOPHY

Dimensional⁹ is a global investment manager dedicated to implementing the great ideas in finance. We have a long history of applying academic research to practical investing. Today, we offer a full suite of equity and fixed income strategies designed to target higher expected returns.

Dimensional's investment approach is grounded in economic theory and backed by decades of research. By integrating our investment process with a flexible trading strategy, we work to manage the tradeoffs that arise when implementing portfolios. We consistently apply this process in all of our global and regional equity and fixed income strategies, with an aim to add value beyond what traditional managers and benchmarks can achieve.

We regard the assets we manage as more than just shares in a portfolio. The money represents the savings, sacrifice, and dreams that investors have entrusted to us. We take this responsibility seriously.

Dimensional is headquartered in Austin, Texas, and has trading offices across North America, Europe, and Asia, which enables us to cover global markets and manage strategies continuously.

1. Sustainability considerations may vary between portfolios. Please consult each fund prospectus. Sustainability scores are based on criteria created by Dimensional. The weighting of companies in each category (e.g., Most Sustainable, Above Average, Average, Below Average, and Least Sustainable) is determined by computing breakpoints based on each company's sustainability score within its respective target market.
2. Greenhouse Gas Emissions Intensity represents a company's recently reported or estimated Scope 1 (direct) + Scope 2 (indirect) greenhouse gas emissions in carbon dioxide equivalents (CO₂e) and normalized by sales in USD (metric tons CO₂e per USD million sales). Greenhouse gases included are the seven gases mandated by the Kyoto Protocol: carbon dioxide (CO₂), methane (CH₄), nitrous oxide (N₂O), hydrofluorocarbons (HFCs), perfluorocarbons (PFCs), sulfur hexafluoride (SF₆), and nitrogen trifluoride (NF₃). Potential Emissions from Reserves is a theoretical estimate of carbon dioxide produced if a company's reported reserves of oil, gas, and coal were converted to energy, given estimated carbon and energy densities of the respective reserves. Companies are evaluated using estimated Potential Emissions from Reserves divided by assets in USD. Both methodologies are subject to change with data developments or other findings or events. For information on emissions exposure for Dimensional's sustainability portfolios, please visit us.dimensional.com. Source: Greenhouse Gas Equivalencies Calculator, US Environmental Protection Agency (EPA). Definitions of CO₂ equivalencies are available at: epa.gov/energy/greenhouse-gases-equivalencies-calculator-calculations-and-references.
3. Frank Russell Company is the source and owner of the trademarks, service marks, and copyrights related to the Russell Indexes. MSCI data © MSCI 2020, all rights reserved. Bloomberg Barclays data provided by Bloomberg. Indices are not available for direct investment. Their performance does not reflect the expenses associated with the management of an actual portfolio.
4. In USD. Source: Dimensional, using data from Bloomberg LP. Includes primary and secondary exchange trading volume globally for equities. ETFs and funds are excluded. Daily averages were computed by calculating the trading volume of each stock daily as the closing price multiplied by shares traded that day. All such trading volume is summed up and divided by 252 as an approximate number of annual trading days.
5. Number of holdings and countries for the S&P 500 Index and MSCI ACWI (All Country World Index) Investable Market Index (IMI) as of December 31, 2019. S&P data © 2020 S&P Dow Jones Indices LLC, a division of S&P Global. All rights reserved. MSCI data © MSCI 2020, all rights reserved. International investing involves special risks, such as currency fluctuation and political instability. Investing in emerging markets may accentuate these risks.
6. Relative price is measured by the price-to-book ratio; value stocks are those with lower price-to-book ratios.
7. Profitability is a measure of current profitability, based on information from individual companies' income statements.
8. Assets under management as of September 30, 2020, in US dollars (billions). Number of employees and offices as of December 31, 2019.
9. "Dimensional" refers to the Dimensional separate but affiliated entities generally, rather than to one particular entity. These entities are Dimensional Fund Advisors LP, Dimensional Fund Advisors Ltd., Dimensional Ireland Limited, DFA Australia Limited, Dimensional Fund Advisors Canada ULC, Dimensional Fund Advisors Pte. Ltd., Dimensional Japan Ltd., and Dimensional Hong Kong Limited. Dimensional Hong Kong Limited is licensed by the Securities and Futures Commission to conduct Type 1 (dealing in securities) regulated activities only and does not provide asset management services.

Dimensional's approach to sustainability investing is protected by US Patent Nos. 7,596,525 B1, 7,599,874 B1, and 8,438,092 B2. Certain information incorporated herein has been provided by Institutional Shareholder Services Inc. ("ISS") and by MSCI ESG Research Inc. ("ESG"). Although Dimensional Fund Advisors' information providers, including without limitation, ESG and its affiliates (the "ESG Parties"), obtain information from sources they consider reliable, none of the ESG Parties warrants or guarantees the originality, accuracy, and/or completeness of any data herein. None of the ESG Parties makes any express or implied warranties of any kind, and the ESG Parties hereby expressly disclaim all warranties of merchantability and fitness for a particular purpose, with respect to any data herein. None of the ESG Parties shall have any liability for any errors or omissions in connection with any data herein. Further, without limiting any of the foregoing, in no event shall any of the ESG Parties have any liability for any direct, indirect, special, punitive, consequential, or any other damages (including lost profits), even if notified of the possibility of such damages. Frank Russell Company is the source and owner of the trademarks, service marks, and copyrights related to the Russell Indexes.

Diversification does not eliminate the risk of market loss. There is no guarantee an investment strategy will be successful. Investment risks include loss of principal and fluctuating value. Small cap securities are subject to greater volatility than those in other asset categories. Value investing is subject to risk, which may cause underperformance compared to other equity investment strategies. International investing involves special risks, such as currency fluctuation and political instability. Investing in emerging markets may accentuate these risks. **Environmental screens may limit investment opportunities for the fund. For more detail regarding the specific risks affecting each sustainability portfolio, please see the Principal Risks section of each portfolio's prospectus.**

Dimensional Fund Advisors LP is an investment advisor registered with the Securities and Exchange Commission.

Consider the investment objectives, risks, and charges and expenses of the Dimensional funds carefully before investing. For this and other information about the Dimensional funds, please read the prospectus carefully before investing. Prospectuses are available by calling Dimensional Fund Advisors collect at (512) 306-7400 or at us.dimensional.com.

Dimensional funds are distributed by DFA Securities LLC.

AMERICAS
Austin, Charlotte, Santa Monica, Toronto, Vancouver

EUROPE
London, Amsterdam, Berlin

ASIA PACIFIC
Sydney, Melbourne, Singapore, Hong Kong, Tokyo

dimensional.com

